



140/20/80  
240

1200  
9945

1715 1715

1100 1100

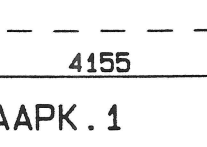
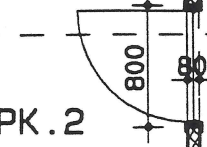
2077 2077

R5.20

R5.21

R5.22

PEIL 14210



SLAAPK. 2

NACHTHAL

SLAAPK. 1

NR. 441-7

NR. 441-6

NR. 441-8

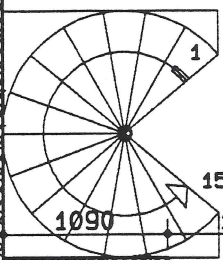
5890

4390

1630

570

750



1000

660

2495

4630

I

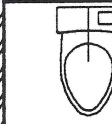
L

1800

1500

MACH. KAMER

1430



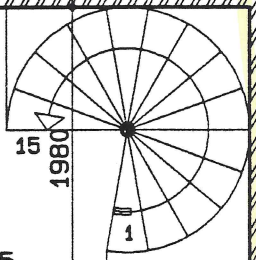
BADK.

NR. 441-9

NACHTHAL

NR. 442-5

PEIL 14210



VIDE

1900

1100

LUIK

1100

100

2660

2330

3535

700

800

1055

2795

980

2900

80

900

900

80

2555

3730

*+13614 m<sup>2</sup>*

140

140

430

800

1710

800

770

*7.5 m<sup>2</sup>*

BADK.

NR. 442-8

SLAAPK. 2

NR. 442-7

*10 m<sup>2</sup>*

SLAAPK. 1

NR. 442-9

2750

R5.3

4505

R5.2

2750

BADK.

NR. 442-8

R5.1

1277

2252

2252

80

1360

1360

80

1277

1277

1700

1000

AW

1.40